

Especially designed for difficult operating conditions like vibrations or rapid pressure changes. Suitable for use in systems with low viscosity that do not attack copper alloys such as cooling systems.  
Manufactured according to EN 837-1 standards.

### STANDARD PARAMETERS

- Design: EN 837-1
- Closing: Sealed ring
- Mounting: See attached diagram **A**, **B**, **C** or **D**
- Threaded connection: **Ø63**: ¼" BSP; **Ø80**: ⅜" BSP; **Ø100**: ½" BSP (UNE-EN 10226-1)
- IP protection: IP65 (EN 60529 / IEC 529)
- Accuracy: Class 1.6
- Pressure limits:
  - Static: ¼ end of scale
  - Oscillating: ⅓ end of scale
  - Maximum: Full scale for a short period of time
- Temperature limits:
  - Environment: -20+50°C
  - Fluid: 80°C
- Range: -1...0...1000 Bar
- Scale: Bar/Psi, Bar or cmHg
- Subdivision: According to standard EN 837-1
- Antivibration fluid: Glycerine 99.8%
- Sensor: Bourdon tube (<60 Bar: "C" form; >60 Bar: helical)
- Overtemperature relief system: Upper plug

### MATERIALS

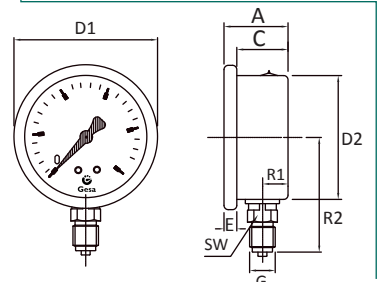
- Case: AISI 304 Stainless steel
- Bourdon tube and moving parts: **Copper Alloy**
- Threaded connection: **Brass**
- Display: Polycarbonate
- Dial: White laquered aluminum
- Pointer: Black laquered aluminum
- Welding: P<250 Bar: Cu-Sn; P>250 Bar: Cu-Ag
- Overtemperature relief plug: Neoprene

### Application:

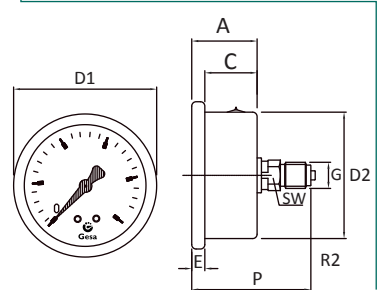
- Ship supplies
- Irrigation systems
- Air conditioning
- Food industry
- Pneumatics
- Hydraulics

DIMENSIONS (mm)													WEIGHT (g)		
DN	Mounting	R1	A	C	D1	E	D2	G	R2	SW	P	B1	B2	B3	
Ø63	A/C	10	29	23	68	6	61	¼ BSP	56	14	-	86	80	3,5	188
Ø63	B/D	-	29	23	68	7	61	¼ BSP	-	14	58	86	80	3,5	184
Ø80	A/C	10	30	22	88	8	80	⅜ BSP	60	17	-	112	104	5	335
Ø80	B/D	-	30	22	88	8	80	⅜ BSP	-	17	61	112	104	5	299
Ø100	A/C	16	37	29	109	8	99	½" BSP	83	21	-	132	124	5	550
Ø100	B/D	-	37	29	109	8	99	½" BSP	-	21	77	132	124	5	547

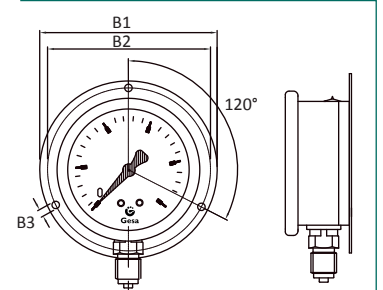
### A Bottom



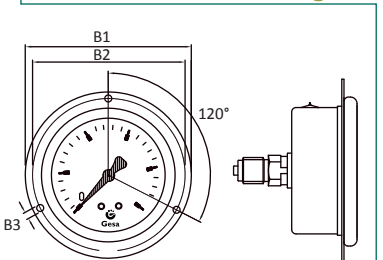
### B Back



### C Bottom with back flange



### D Back with frontal flange



## How to order

#### 1. Case diameter

Ø63    Ø80    Ø100

#### 2. Pressure range (Bar)

-1+0   -1+1.5   -1+5   -1+12   -1+24   0+1   0+2.5   0+6   0+16   0+40   0+100   0+250   0+400   0+1000  
 -1+0.5   -1+3   -1+9   -1+15   0+0.6   0+1.6   0+4   0+10   0+25   0+60   0+160   0+315   0+600   -76+0

#### 3. Pressure scale

Bar    Bar/Psi    cmHg

#### 4. Mounting

**A**   **B**   **C**   **D**

#### 5. Threaded connection

¼" BSP    ½" BSP    ¾" BSP  
 ¼" BSPT    ½" BSPT    ¾" BSPT  
 ¼" SAE    7/16" SAE

#### 6. Connection material

Brass

#### 7. Antivibration fluid

Glycerine 99.8%

#### 8. Calibration certificate traceable to ENAC

7 Points Certificate  
Without certificate

M0301 -

