

BVALVE[®]

DIN Bellows sealed valves

Why our bellows sealed valves are the best in the market?

DIN bellows sealed valves have become highly popular in steam and thermal oil markets due to the mass consumption the industry demand has generated.


This increase in demand has led to a massive manufacturing of these valves at very low prices causing a drastic reduction in quality performance and therefore missing this valve's main target: being a maintenance free stop valve.

BVALVE however has avoided reducing our quality standards while maintaining our bellow sealed valves at **highly competitive prices**.


BVALVE Flow, Systems & Controls is pleased to introduce the **most technically advanced DIN/EN bellows sealed globe valve** in current market, its BV2506X.




BV25061
PN16 EN 1902-2
Cast Iron
EN-JL 1040
WT: -10°C...+300°C




BV25064
PN16 EN 1902-2
Nodular Cast Iron
EN-GJS-400-18-LT
WT: -10°C...+350°C



BV25063
PN25 EN 1902-2
Nodular Cast Iron
EN-GJS-400-18-LT
WT: -10°C...+350°C



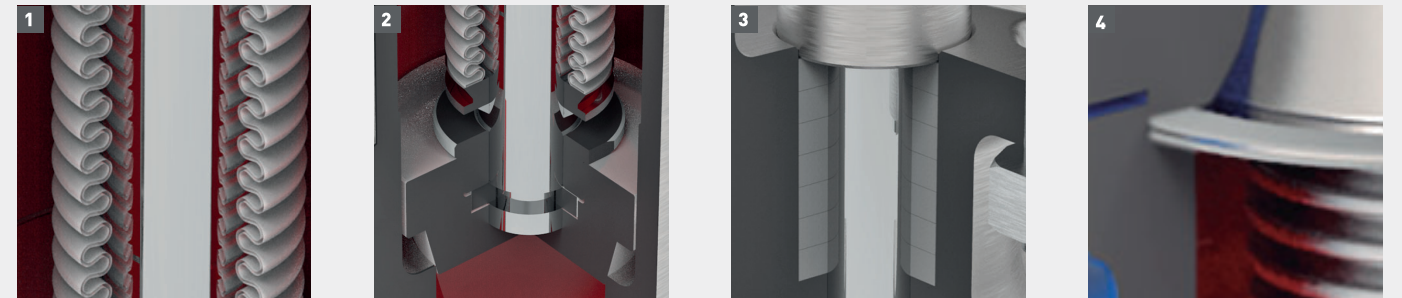
BV25065
PN40 EN 1902-1
Carbon steel
WCB (1.0619)
WT: -10°C ... +400°C




BV25066
PN40 EN 1902-1
Stainless Steel
CF8M (1.4408)
WT: -60°C ... +400°C

ZERO LEAKAGE!

Features of high quality bellows sealed valves




- 1. Multiple layer stainless steel bellows.** Double, triple and quadruple bellows wall depending on the size of the valve. Welded to the stem and not to the disc, preventing the transmission of vibrations and extending the life of the bellows. Secured against torque and designed to last for 30,000 operations.
- 2. Standard 360° free rotation and conical plug** provides a tighter closure while maintaining seat clean from shards. Both seat and plug are made out of hardened chromium steel 1.4021 or armored with stellite.
- 3. TA-LUFT certified** full size safety gland packing made of pure graphite together with our bellows, provide a fully reliable 0 leakage unit. Can also be supplied in PTFE if requested for chemical applications (PN40)
- 4. Stainless steel cam profiled bonnet gasket** coated with pure graphite, mounted in **tongue and grooved bonnet** flanges reinforces operating safety in case of leakage. Can also be supplied in PTFE if requested for chemical applications (PN40)



- 5. Non Ejectable Stem.** Stem includes mechanical stop which at the same time perform the function of locking metal to metal in the opened positions and hence prevent stems from being ejected due to process pressures, while guaranteeing a zero leakage in case of broken bellows. Meanwhile, mechanical stop adds robustness when valves are opened.
- 6. Flange faces with thin machining** acc. EN 1092, high quality cast iron and nodular cast iron, EN 10204 3.1 certificate available.
- 7. ACME Thick thread stem**
- 8. Easy handling:** Robust and ergonomic hand wheel. Lubricator and anti-friction bearings that eases the valve opening and closing. Robust yoke design and opening indicator that allows user to know in which opening / closing stage is the valve without having to operate it.

BVALVE DIN Bellows Sealed Valves



25061 PN16

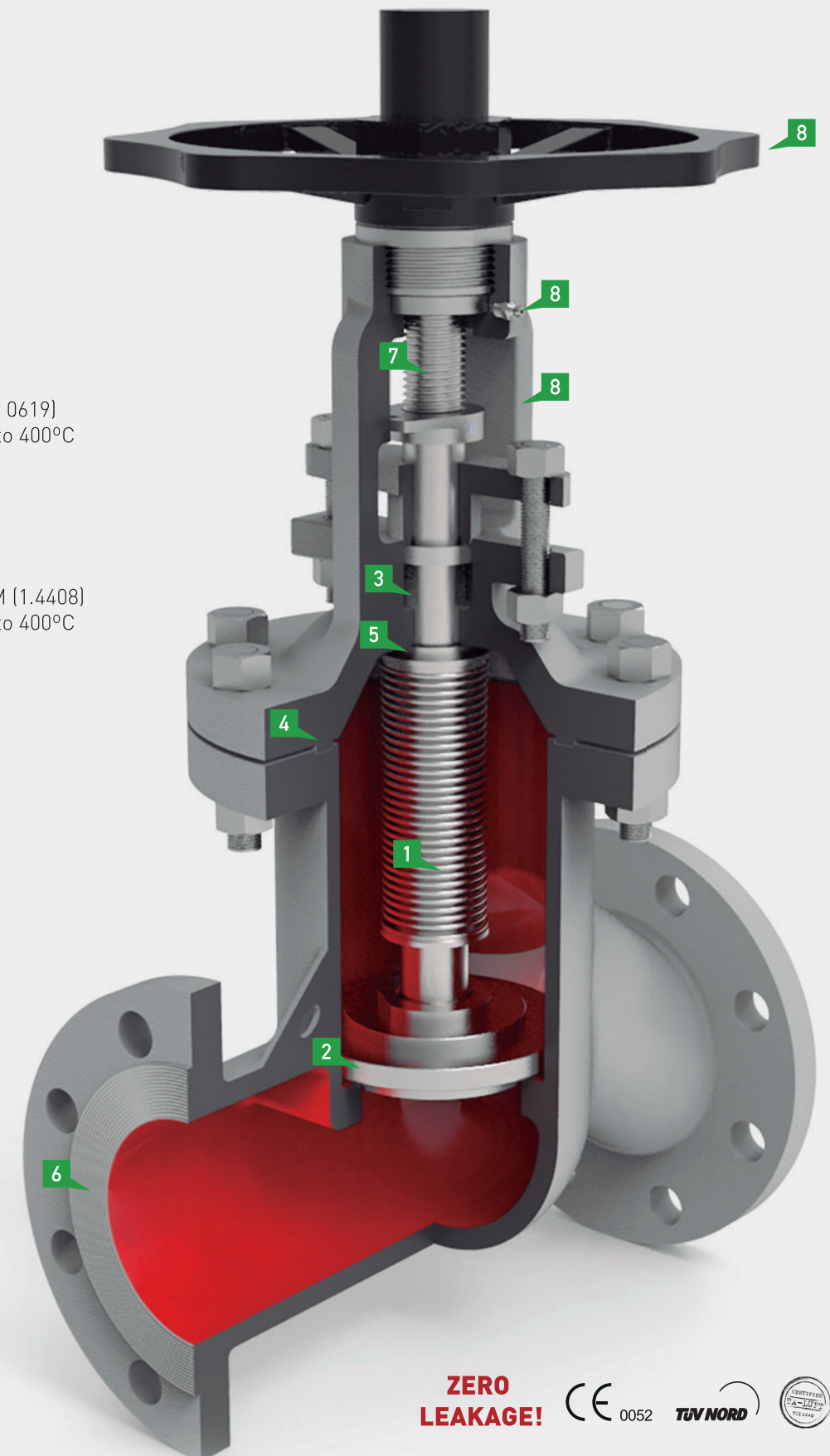
Cast Iron EN-JL 1040
Temperature -10°C to 300°C
DN15-DN300

25064 PN16

Nodular Cast Iron EN-GJS-400-18-LT
Temperature -10°C to 350°C
DN15-DN300

25063 PN25

Nodular Cast Iron EN-GJS-400-18-LT
Temperature -10°C to 350°C
DN15-DN200



25065 PN40

Carbon steel WCB (1 0619)
Temperature -10°C to 400°C
DN15-DN300

25066 PN40

Stainless Steel CF8M (1.4408)
Temperature -60°C to 400°C
DN15-DN300

ZERO LEAKAGE! CE 0052 TUV NORD

ZERO LEAKAGE! CE 0052 TUV NORD



www.thebellowssealedvalve.com
www.bvalve.es · export@bvalve.es

BV25061 | PN16 EN 1092-2

Cast Iron EN-JL 1040

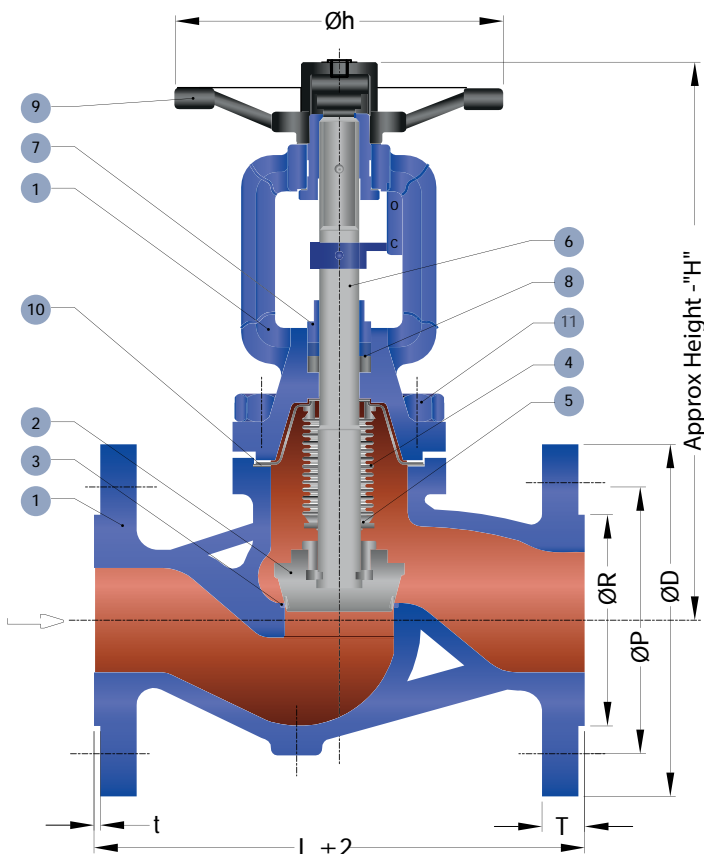
BVALVE EXPORT



Temperature min. -10°C
Temperature max. +300°C

Testing pressure in bar

Hydro	Body	24
	Seat	18
Air	Seat	07



N°	COMPONENT	MATERIALS
1	Body & Bonnet	EN-JL 1040 Cast Iron
2	Plug	St. Steel 1.4021 + Hard Faced 13% Cr
3	Seat	ASTM - A105 + Hard Faced 13% Cr
4	Bellow	St. Steel 1.4541 / AISI-321
5	Bellow collar	St. Steel 1.4541
6	Stem	St. Steel 1.4006
7	Gland	St. Steel 1.4021
8	Packing	Pure Graphite
9	Hand Wheel	EN-GJS-400-18-LT Nodular
10	Bonnet Gasket	Graphite + Stainless steel
11	Bolt & Nuts	Carbon Steel Gr.10.9

ZERO LEAKAGE
DIN: Rate A acc.EN12266-1

Face to face dimensions acc. to EN558-1
Flanges acc. to EN 1092-2 form B

DN	PN	ØD (outer flange diameter)	ØP (Bolt circle)	ØR	T (FGL.THK)	t	NO.OF HOLE / Ø	L (Face to face)	Øh	STROKE	H (closed)	Weight (kg)
15	16	95	65	46	14	2	4/Ø14	130	150	4	215	4,80
20	16	105	75	56	16	2	4/Ø14	150	150	5	220	5,16
25	16	115	85	65	16	3	4/Ø14	160	150	6,5	230	5,98
32	16	140	100	76	18	3	4/Ø19	180	150	8	235	7,80
40	16	150	110	84	18	3	4/Ø19	200	200	10	255	11,20
50	16	165	125	99	20	3	4/Ø19	230	200	13	265	13,60
65	16	185	145	118	20	3	4/Ø19	290	250	16,5	325	22,90
80	16	200	160	132	22	3	8/Ø19	310	250	20	335	27,40
100	16	220	180	156	24	3	8/Ø19	350	300	25	385	40,30
125	16	250	210	184	26	3	8/Ø19	400	350	32	425	67,20
150	16	285	240	211	26	3	8/Ø23	480	400	38	485	89,20
200	16	340	295	266	30	3	12/Ø23	600	450	51	615	143,50
250	16	405	355	319	32	3	12/Ø28	730	500	63	780	241,00
300	16	460	410	370	32	4	12/Ø28	850	600	75	970	435,00

all dimensions in mm.

WORKING CONDITIONS					
Temperature °C	-10/120	150	200	250	300
Pressure Bar	16	14,4	12,8	11,2	9,6