

M 03 04

Pressure gauge in stainless steel with bayonet closing



Suitable for all gaseous and liquid media that will not obstruct the pressure system or attack copper alloy parts. Especially designed for difficult conditions of use, as there are vibrations or quick changes of pressure. Manufactured according to standard **EN 837-1**



STANDARD PARAMETERS

Design: EN 837-1
Closing: Bayonet
Mounting: See attached diagram A, B, C or D
Threaded connection: Ø63: ¼" BSP; Ø100-Ø150: ½" BSP (UNE-EN 10226-1)
IP protection: IP65 (EN 60529 / IEC 529)
Accuracy: Ø63: Class 1.6; Ø100-Ø150: Class 1.0
Pressure limits:
Static: Full scale
Oscillating: 0.9 end of scale
Maximum: 1.3 end of scale for a short period of time
Temperature limits:
Environment: -20+50°C (Glycerine) / -20+80°C (dry)
Fluid: 80°C
Range: -1...0...1000 Bar
Scale: Bar/Psi, Bar or cmHg
Subdivision: According to standard EN 837-1
Antivibration fluid: Glycerine 99.8% or dry
Pointer: Micrometric adjustment
Sensor element: Bourdon tube (<60 Bar: "C" form; >60 Bar: helical)
Pressure relief system: Blow-out disc
Overtemperature relief system: Upper plug

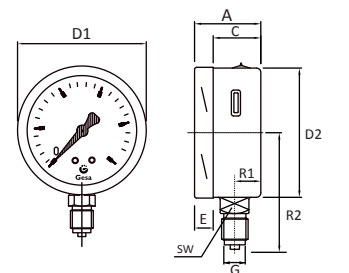
MATERIALS

Case: AISI 304 Stainless steel
Bourdon tube and moving parts: Copper Alloy
Threaded connection: Brass
Display: Safety glass
Dial: White laquered aluminum
Pointer: Black laquered aluminum
Welding: P<250 Bar: Cu-Sn; P>250 Bar: Cu-Ag
Blow-out disc and overtemperature relief plug: Neoprene

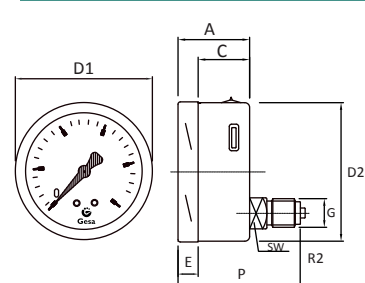
Application

- Ship supplies
- Irrigation stems
- Air conditioning
- Food industry
- Pneumatic
- Hydraulics

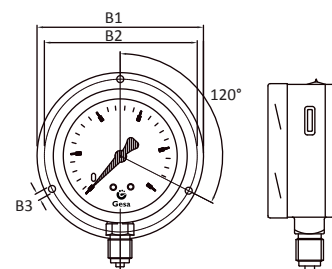
A Bottom



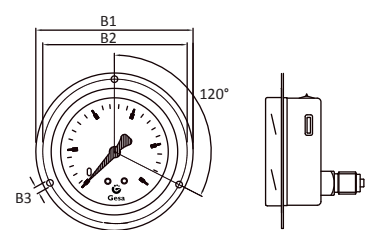
B Back



C Bottom with back flange



D Back with frontal flange



DIMENSIONS (mm)

WEIGHT (g)

DN	Mountin	R1	A	C	D1	E	D2	G	R2	SW	P	B1	B2	B3	WEIGHT (g)	
															Without Glycerine	With Glycerine
Ø63	A/C	10	34	22	64	12	62	¼ BSP	55	14	-	86	80	3,5	158	230
Ø63	B/D	-	34	22	64	12	62	¼ BSP	-	14	56	86	80	3,5	157	228
Ø100	A/C	16	49	32	101	17	99	½" BSP	83	22	-	132	124	5	533	867
Ø100	B/D	-	49	32	101	17	99	½" BSP	-	22	86	132	124	5	550	890
Ø150	A/C	16	50	32	149	18	146	½" BSP	113	22	-	192	184	5	950	1712
Ø150	B/D	-	50	32	149	18	146	½" BSP	-	22	87	192	184	5	824	1750

How to order

1. Case diameter

Ø63 Ø100 Ø150

2. Pressure range (Bar)

-1+0 -1+1.5 -1+5 -1+12 -1+24 0+1 0+2.5 0+6 0+16 0+40 0+100 0+250 0+400 0+1000
 -1+0.5 -1+3 -1+9 -1+15 0+0.6 0+1.6 0+4 0+10 0+25 0+60 0+160 0+315 0+600 **-76+0**

3. Pressure scale

Bar Bar/Psi cmHg

4. Mountin

A **B** **C** **D**

5. Threaded connectio

¼" BSP ½" BSP ¾" BSP
 ¼" BSPT ½" BSPT ¾" BSPT
 ¼" SAE 7/16" SAE M20x150

6. Connection material

Brass

7. Antivibration flu

Glycerine 99.8%
Without fluid

8. Calibration certifiat traceable to ENAC

7 Points Certificate
Without certificate

M0304 -

1	2	3	4	5	6	7	8
---	---	---	---	---	---	---	---

www.termometros.com

Order it online!

+34 94 676 63 64

info@termometros.com

