

# ETM VALVE CO.,LTD.

Europe Technology Manufacturer



PLUG VALVES  
BALL VALVES  
GATE VALVES  
GLOBE VALVES  
CHECK VALVES  
BELLOWS SEAL VALVES

**ASME INDUSTRIAL VALVE**

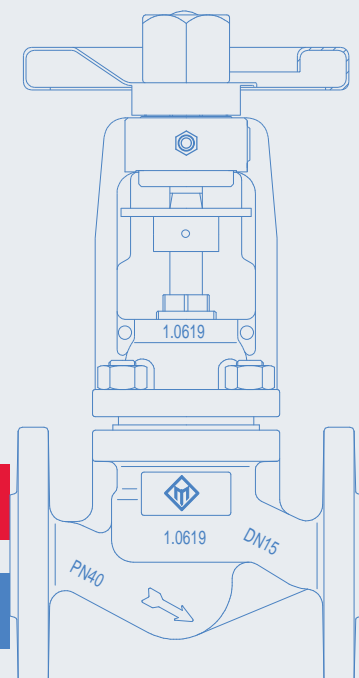
**DIN INDUSTRIAL VALVE**

**ETM VALVE CO.,LTD.**

Add: Oubei town, Yongjia county, WenZhou City, ZheJiang province, China, 325102

Phone: +86 577 6795 3935 Fax: +86 577 6798 3935


E-mail: [info@etmvalve.com](mailto:info@etmvalve.com) - <http://www.etmvalve.com>



# ETM VALVE

Europe Technology Manufacturer

PLUS STOP VALVE



- Circlip fixing device
- Storage of oil device
- Position indicator as standard
- Heat dissipating bonnet design
- Secondary sealing: gland packing
- Double wall bellows seal as standard

ISO 9001-2008  
CERTIFIED



**TÜV**Rheinland  
AD 2000 Merkblatt W0  
APPROVED

ETM VALVE CO.,LTD. Europe Technology Manufacturer

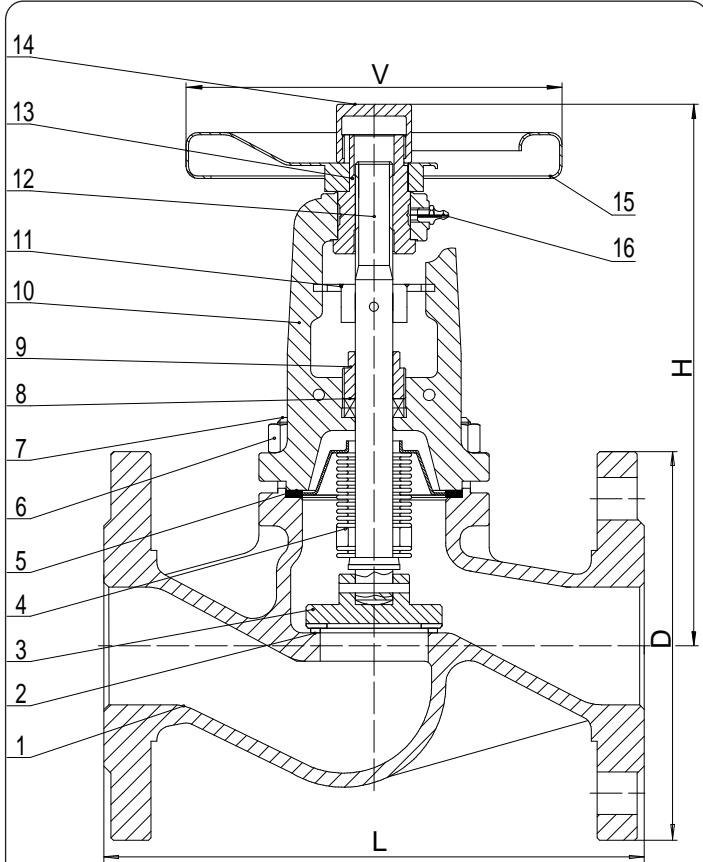
Oubei town, YongJia county, WenZhou City, ZheJiang Province, China, 325102

Phone: +86 577 67953935 - Fax: +86 577 67983935 - [www.etmvalve.com](http://www.etmvalve.com) - [info@etmvalve.com](mailto:info@etmvalve.com)



**ETM VALVE**  
Europe Technology Manufacturer

# DIN BELLOWS SEAL STOP VALVES DIN PN16-PN25-PN40 F1



Maximum pressure under the disc

DN	80	100	125	150	200	250	300	350	400
Δ p bar	85	60	35	21	14	9	6	5	4

If higher, valve to be mounted with gear operator or with pressure above the disc and fitted with external or internal bypass.

## standard features

- **Description** BOLTED BONNET  
OUTSIDE SCREW AND YOKE  
RISING STEM  
NON RISING HANDWHEEL  
LOOSE DISC
- **Design** DIN 3356
- **Face to face** DIN 3202
- **Flanges** DIN 2501  
DIN 2547  
DIN 2526 FORM E  
BW TO DIN 3239
- **Testing** DIN 3352 Part 1  
DIN 3230 Part 3
- **Rating** DIN 2401
- **Marking** EN 19  
CE - PED
- **Certificates** EN 10204 – 3.1 B

PART NAME		MATERIAL	
1	Body	1.0619	1.4581
2	Seat surface	X20Cr13(1) overlay	1.4581 (1) overlay
3	Disc seat surface	X20Cr13(2) overlay	1.4581 (2) overlay
4	Bellows	SS304/SS321/SS316L	SS321/SS316L
5	Gasket	S. S. reinforced graphite(4)	S. S. reinforced graphite(4)
6	Nuts	C35	A2-70
7	Bolts	CK35	A2-70
8	Packing	Graphite rings & wiper rings (4)	Graphite rings & wiper rings
9	Gland	1.0460	X5CrNiMo17-12-2 (2)
10	Bonnet	1.0619	1.4581
11	No rot.Device	X20Cr13	S.S
12	Stem	X20Cr13(2)	X5CrNiMo17-12-2 (2)
13	Yoke Nut	GGG40.3	GGG40.3
14	Lock Nut	C.S	C.S
15	Handwheel	Steel	Steel
16	Grease Nipple	Cu-Alloy	S. S. reinforced graphite

- (1) On request: faced with Stellite® - Monel® - Hastelloy® - other materials  
 (2) On request: 17 Cr - Monel® - Hastelloy® - other materials  
 (3) On request: GGG50  
 (4) On request: PTFE - other materials

All data, subject to technical changes, are only for information and not for official use.

ISO 9001-2008  
CERTIFIED



ETM VALVE CO.,LTD. Europe Technology Manufacturer

Oubei town, YongJia county, WenZhou City, ZheJiang Province, China, 325102

Phone: +86 577 67953935 - Fax: +86 577 67983935 - www.etmvalve.com - info@etmvalve.com



**FIG.P.061 BELLOWS SEAL STOP VALVES DIN PN16 - Face to Face F1**

SIZE DN	15	20	25	32	40	50	65	80	100	125	150	200	250	300	350	400
<b>L RF</b>	130	150	160	180	200	230	290	310	350	400	480	600	730	850	980	1100
<b>D</b>	95	105	115	140	150	165	185	200	220	250	285	340	405	460	520	580
<b>V</b>	120	140	140	140	160	160	180	200	250	250	350	450	500	500	600	600
<b>H</b>	196	196	205	205	222	224	240	265	350	380	410	550	715	790	950	1030
<b>STROKE</b>	8	8	10	10	15	16	18	22	28	34	40	60	75	85	100	115

**FIG.P.062 BELLOWS SEAL STOP VALVES DIN PN25 - Face to Face F1**

SIZE DN	15	20	25	32	40	50	65	80	100	125	150	200	250	300	350	400
<b>L RF/BW</b>	130	150	160	180	200	230	290	310	350	400	480	600	730	850	980	1100
<b>D</b>	95	105	115	140	150	165	185	200	235	270	300	360	425	485	555	620
<b>V</b>	140	140	160	160	180	180	200	250	300	350	400	500	500	500	600	600
<b>H</b>	196	196	205	205	222	224	240	265	350	380	410	550	715	790	950	1030
<b>STROKE</b>	8	8	10	10	15	16	18	22	28	34	40	60	75	85	100	115

**FIG.P.063 BELLOWS SEAL STOP VALVES DIN PN40 - Face to Face F1**

SIZE DN	15	20	25	32	40	50	65	80	100	125	150	200	250	300	350	400
<b>L RF/BW</b>	130	150	160	180	200	230	290	310	350	400	480	600	730	850	980	1100
<b>D</b>	95	105	115	140	150	165	185	200	235	270	300	375	450	515	580	660
<b>V</b>	140	140	160	160	180	180	200	250	300	350	400	500	500	500	600	600
<b>H</b>	196	196	205	205	222	224	240	265	350	380	410	550	715	790	950	1030
<b>STROKE</b>	8	8	10	10	15	16	18	22	28	34	40	60	75	85	100	115

*features on request*


- TOP FLANGE TO ISO 5210
- GEAR OPERATOR
- CHAIN WHEEL OPERATOR
- PNEUMATIC ACTUATOR
- HYDRAULIC ACTUATOR
- ELECTRIC ACTUATOR
- POSITION INDICATOR
- LIMIT SWITCHES
- LOCKING / INTERLOCK SYSTEM
- PTFE SOFT SEATS
- STEM PROTECTION / EXTENSION
- REGULATING DISC
- DOUBLE STAGE DISC
- STOP CHECK DISC
- LIVE LOADED PACKING
- DRAIN PLUG
- BW ENDS
- ANSI CONNECTIONS

All dimensions in mm (except where differently indicated)

All data, subject to technical changes, are only for information and not for official use.

ISO 9001-2008  
CERTIFIED





**ETM VALVE CO.,LTD.**  
**Europe Technology Manufacturer**

