

VEGAFLEX 83

4 ... 20 mA/HART - two-wire, PFA coated rod and cable probe

TDR sensor for continuous level and interface measurement of liquids



Application area

With VEGAFLEX 83 you can measure aggressive liquids or liquid media with highest hygienic requirements essentially maintenance free. The sensor delivers precise and reliable measured values even in applications with steam, buildup, foam generation or condensation. VEGAFLEX 83 is a truly cost-effective and perfectly adapted solution for your measuring task.

Your benefit

- The guided adjustment enables a simple, time-saving and reliable setup
- The gap-free hygienic design ensures simplest and reliable cleanability
- The maintenance-free operation increases the efficiency of the plant

Function

High frequency microwave pulses are coupled onto a cable or rod and guided along the probe. The pulse is reflected by the product surface. The time from emission to reception of the signals is proportional to the level in the vessel.

Technical data

Measuring range	
– Cable probe	up to 32 m (105 ft)
Rod probe	up to 4 m (13.12 ft)
Measuring accuracy	± 2 mm
Process fitting	Flanges from DN 25, 1", hygienic connections
Process pressure	-1 ... +16 bar/-100 ... +1600 kPa (-14.5 ... +232 psig)
Process temperature	-40 ... +150 °C (-40 ... +302 °F)
Ambient, storage and transport temperature	-40 ... +80 °C (-40 ... +176 °F)
Operating voltage	9.6 ... 35 V DC

Materials

The wetted parts of the instrument are fully PFA insulated. You will find a complete overview of the available materials and seals in the "configurator" on our homepage at www.vega.com/configurator.

Housing versions

The housings are available as single chamber or double chamber version in plastic, stainless steel or aluminium. They are available with protection ratings up to IP 68 (1 bar).

Electronics versions

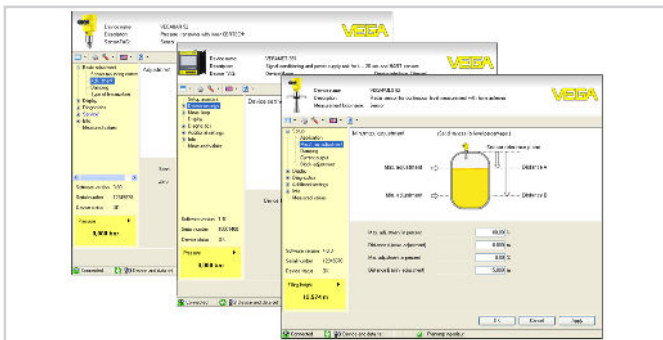
The instruments are available in different electronics versions. Apart from the two-wire electronics with 4 ... 20 mA/HART, a four-wire version and two purely digital versions with Profibus PA and Foundation Fieldbus are available.

Approvals

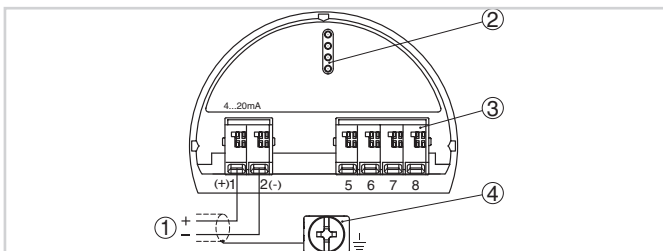
The instruments are suitable for use in hazardous areas and are approved e.g. according to ATEX and IEC. The instruments also have various ship approvals such as e.g. GL, LRS or ABS. You can find detailed information at www.vega.com/downloads and "Approvals".

Operation

The adjustment of the instrument is carried out via the optional display and adjustment module PLICSCOM or via a PC with the adjustment software PACTware and corresponding DTM. Further adjustment options are available via HART communicator as well as manufacturer-specific programs such as AMS™ or PDM.



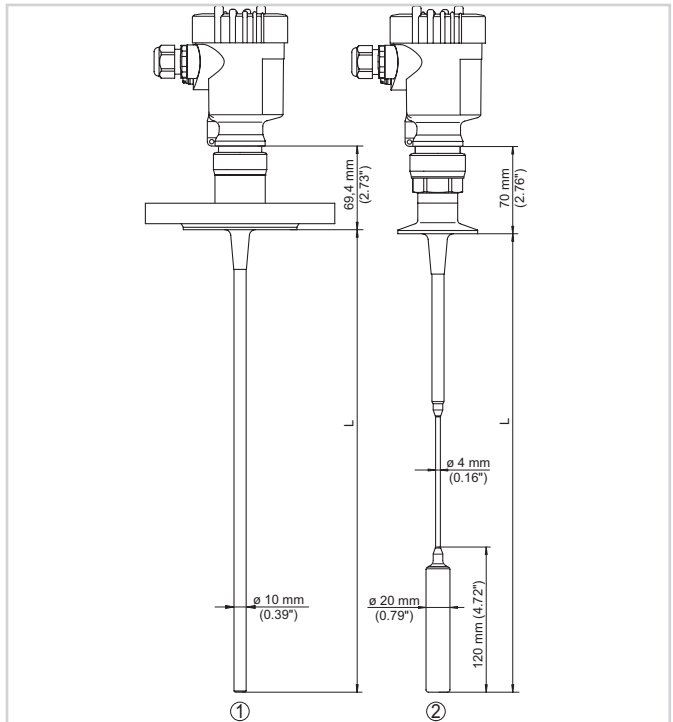
Electrical connection



Electronics and terminal compartment, single chamber housing

- 1 Voltage supply/Signal output
- 2 For display and adjustment module or interface adapter
- 3 For external display and adjustment unit
- 4 Ground terminal for connection of the cable screen

Dimensions



VEGAFLEX 83

- 1 Rod version with flange connection
- 2 Cable version with Clamp

Information

You can find further information about the VEGA product line on www.vega.com.

In the download section at www.vega.com/downloads you'll find operating instructions, product information, brochures, approval documents, instrument drawings and much, much more.

There, you will also find GSD and EDD files for Profibus PA systems as well as DD and CFF files for Foundation Fieldbus systems.

Instrument selection

With the "Finder" at www.vega.com/finder and "VEGA Tools" you can select the most suitable measuring principle for your application. You can find detailed information on the instrument versions in the "Configurator" at www.vega.com/configurator and "VEGA Tools".

Contact

You can find the VEGA agency serving your area on our homepage www.vega.com.