

VEGABAR 18

Two-wire 4 ... 20 mA

Pressure sensor with ceramic measuring cell



Application area

The VEGABAR 18 pressure transmitter with ceramic measuring cell can be used universally for measurement of gases, vapours and liquids. The VEGABAR 18 is an economical solution for a multitude of applications in all areas of industry.

Your benefit

- Low-cost version with very small mounting dimensions
- High plant availability through maximum overload and vacuum resistance of the ceramic measuring cell

Function

The heart of the pressure transmitter is the pressure measuring cell transforming the pressure into an electrical signal. This pressure-dependent signal is converted by the integrated electronics into a standardized output signal.

Sensor element is the ceramic CERTEC® measuring cell with excellent long-term stability and high overload resistance.

Technical data

Measuring ranges	0 ... +25 bar/0 ... +2500 kPa (0 ... +300 psig)
Smallest measuring range	+0.1 bar/+10 kPa (+1.45 psig)
Deviation	< 0.5 %
Output signal	4 ... 20 mA
Process fitting	Thread from G½, ½ NPT
Process temperature	-40 ... +100 °C (-40 ... +212 °F)
Ambient, storage and transport temperature	-40 ... +70 °C (-40 ... +140 °F)
Operating voltage	12 ... 35 V DC
Protection rating	up to IP66/IP67 acc. to EN 60529/IEC 529, up to Type 6P UL 50

Materials

The wetted parts of the instrument are made of 316L as well as sapphire-ceramic®. The process seal is available in FKM.

A complete overview of the available materials and seals can be found on our homepage under "Products" and "Configure & Order".

Housing versions

The housing is equipped with plug connectors acc. to ISO 4400 or M12 x 1.

It is available with protection ratings up to IP66/IP67.

Electronics versions

The instrument has a 4 ... 20 mA signal output.

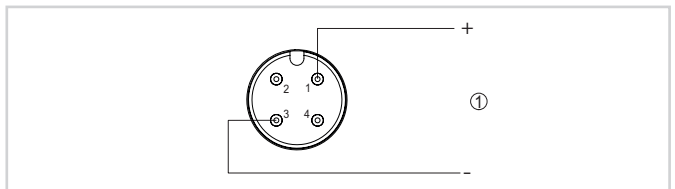
Approvals

Worldwide approvals are available for VEGA instruments, e.g. for use in hazardous areas, on ships or in hygienic applications.

For approved devices (e.g. with Ex approval) the technical data in the respective safety instructions are applicable.

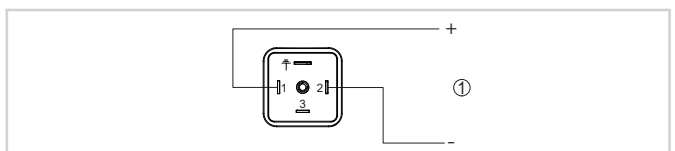
You can find detailed information in the available approvals on our homepage under "Downloads".

Electrical connection



Wiring plan - two-wire 4 ... 20 mA - M12 x 1 plug

1 Voltage supply and signal output

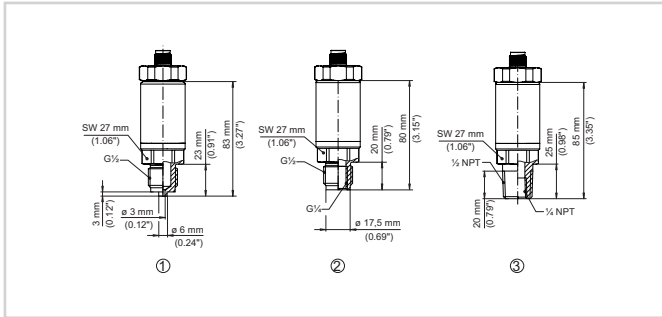


Wiring plan - two-wire 4 ... 20 mA - plug according to ISO 4400

1 Voltage supply and signal output

You can find details on electrical connection in the instrument operating instructions at www.vega.com/downloads.

Dimensions



Dimensions VEGABAR 18

- 1 Thread $G\frac{1}{2}$ (EN 837), manometer connection
- 2 Thread $G\frac{1}{2}$, inside $G\frac{1}{4}$ (ISO 228-1)
- 3 Thread $\frac{1}{2}$ NPT, inside $\frac{1}{4}$ NPT (ASME B1.20.1)

Information

You can find further information on the VEGA product line on our homepage.

In the download section of our homepage you'll find operating instructions, product information, industry brochures and approval documents as well as device and adjustment software.

Instrument selection

On our homepage under "Products" you can select the suitable measuring principle and instrument for your application.

There you will also find detailed information on the available device versions.

Contact

You can find your personal contact person at VEGA on our homepage under "Contact".