

# VEGACAP 66

Relay (DPDT)

Capacitive cable electrode for level detection



## Application area

The VEGACAP 66 point level sensor can be used universally for measurement in non-abrasive liquids and bulk solids. The cable electrode is fully insulated and the proven mechanical construction ensures high functional safety.

## Your benefit

- Long lifetime and low maintenance requirement through robust mechanical construction
- Savings through simple mounting and setup
- Maximum utilisation of vessel, because measurement over entire probe length

## Function

Sensor and vessel form the two electrodes of a capacitor. A capacitance change caused by a level change is evaluated by the integrated electronics and converted into a switching signal. The capacitive measuring principle has no special requirements in respect to installation and mounting.

## Technical data

Sensor length	up to 32 m (105 ft)
Process fitting	Thread from G1, 1 NPT, flanges from DN 50, 2"
Process pressure	-1 ... +40 bar/-100 ... +4000 kPa (-14.5 ... +580 psig)
Process temperature	-50 ... +150 °C (-58 ... +302 °F)
Ambient, storage and transport temperature	-40 ... +80 °C (-40 ... +176 °F)
Operating voltage	20 ... 253 V AC, 50/60 Hz; 20 ... 72 V DC
Power consumption	1 ... 8 VA (AC), approximately 1.5 W (DC)
Switching voltage	min. 10 mV, max. 253 V AC, 253 V DC
Switching current	min. 10 µA, max. 3 A AC, 1 A DC
Breaking capacity	min. 50 mW, max. 750 VA AC, 54 W DC
Switching delay	0.7 s (on/off)

## Materials

The wetted parts of the instrument are fully PTFE insulated. The gravity weight is made of stainless steel.

You will find a complete overview of the available materials and seals in the "configurator" on our homepage at [www.vega.com/configurator](http://www.vega.com/configurator).

## Housing versions

The housings are available in plastic, stainless steel or Aluminium. They are available with protection ratings up to IP 67.

## Electronics versions

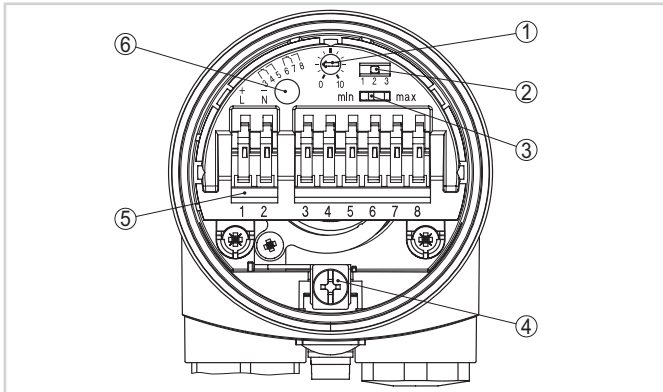
The instruments are available in different electronics versions. Apart from the versions with transistor output, contactless electronic switch and relay output, a two-wire version for connection to a signal conditioning instrument is available.

## Approvals

The instruments are suitable for use in hazardous areas and are approved e.g. according to ATEX and IEC. The instruments also have various ship approvals such as e.g. GL, LRS or ABS. You can find detailed information at [www.vega.com/downloads](http://www.vega.com/downloads) and "Approvals".

## Operation

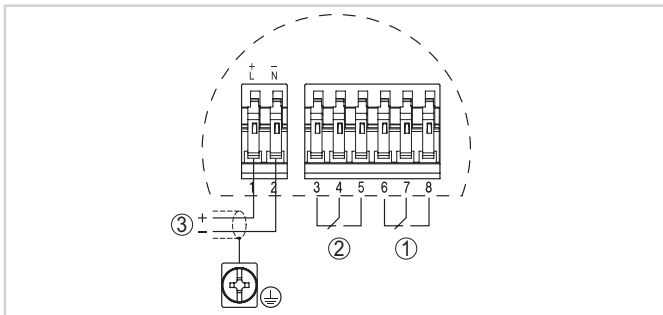
The mode and switching point of the level switch can be adjusted on the electronics module. A signal lamp shows the switching status of the instrument.



Oscillator with relay output

- 1 Potentiometer for switching point adaptation
- 2 DIL switch for measuring range selection (with compensation button)
- 3 DIL switch for mode adjustment
- 4 Ground terminal
- 5 Connection terminals
- 6 Control lamp

## Electrical connection

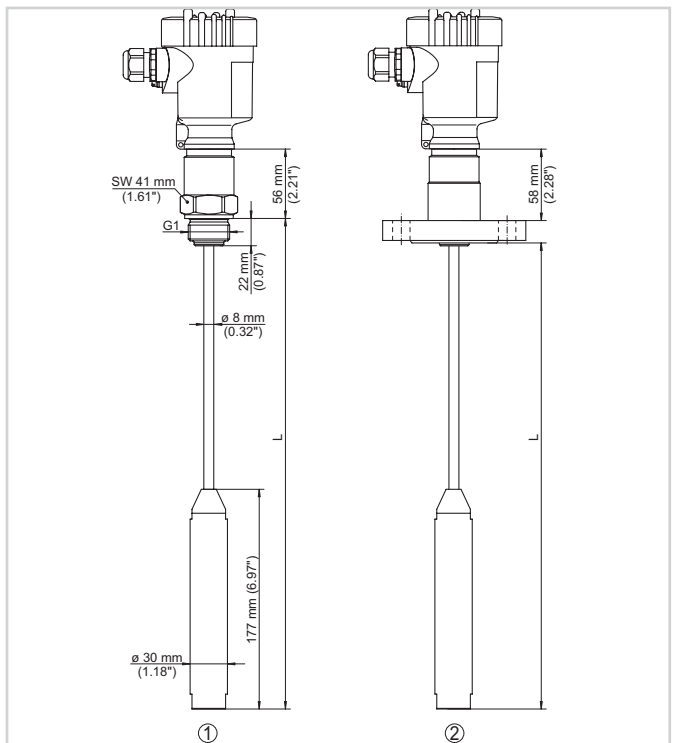


Wiring plan

- 1 Relay output
- 2 Relay output
- 3 Voltage supply

You can find details on electrical connection in the instrument operating instructions on our homepage at [www.vega.com/downloads](http://www.vega.com/downloads).

## Dimensions



- 1 Threaded version
- 2 Flange version

## Information

You can find further information on the VEGA product line on our homepage [www.vega.com](http://www.vega.com).

In the download section under [www.vega.com/downloads](http://www.vega.com/downloads) you'll find free operating instructions, product information, brochures, approval documents, instrument drawings and much, much more.

## Instrument selection

With the "Finder" at [www.vega.com/finder](http://www.vega.com/finder) and "VEGA Tools" you can select the most suitable measuring principle for your application. You can find detailed information on the instrument versions in the "Configurator" at [www.vega.com/configurator](http://www.vega.com/configurator) and "VEGA Tools".

## Contact

You can find the VEGA agency serving your area on our homepage [www.vega.com](http://www.vega.com).