

# VEGASWING 63

Relay (DPDT)

Vibrating level switch with tube extension for liquids



## Application area

The VEGASWING 63 is used as a universal vibrating level switch for all liquids. Independent of the mounting position, it detects reliably with millimetre accuracy the limit level. The instrument can be used as empty or full detector, as approved overfill protection, dry run protection or pump protection in vessels. The position of the switching point is determined via the tube extension. The VEGASWING 63 offers maximum reliability and safety in a wide application range.

## Your benefit

- Minimum time and cost expenditure due to simple setup without medium
- Precise and reliable function due to product-independent switching point
- Low maintenance costs

## Function

The heart of the sensor is the vibration drive by which the tuning fork is energized to vibrate at its resonance frequency. When covered with medium, the frequency of the fork decreases. This frequency change is processed by the integrated electronics and converted into a switching command. With the tuning fork with only 38 mm length, the VEGASWING work reliably independent of the installation position in any liquid. Pressure, temperature, foam, viscosity and the composition of the liquid do not influence the switching accuracy.

## Technical data

Process pressure	-1 ... +64 bar/-100 ... +6400 kPa (-14.5 ... +928 psig)
	The function of the instrument is ensured up to an operating pressure of 100 bar/10000 kPa (1450 psig) at a maximum process temperature of +50 °C (+122 °F) (only with threaded versions).
Process temperature	-50 ... +250 °C (-58 ... +482 °F)
Viscosity - dynamic	0.1 ... 10000 mPa s
Density	0.7 ... 2.5 g/cm <sup>3</sup> (0.025 ... 0.09 lbs/in <sup>3</sup> ); 0.5 ... 2.5 g/cm <sup>3</sup> (0.018 ... 0.09 lbs/in <sup>3</sup> ) by switching over
Ambient temperature	-40 ... +70 °C (-40 ... +158 °F)
Hysteresis	approx. 2 mm (0.08 in) with vertical installation
Process fitting	Threads from G <sup>3</sup> / <sub>4</sub> , <sup>3</sup> / <sub>4</sub> NPT, flanges from DN 25, 1", hygienic fittings
Operating voltage	20 ... 253 V AC, 50/60 Hz; 20 ... 72 V DC
Power consumption	1 ... 8 VA (AC), approximately 1.5 W (DC)
Switching voltage	max. 253 V AC/DC
Switching current	max. 3 A AC (cos phi > 0,9), 1 A DC
Breaking capacity	min. 50 mW, max. 750 VA AC, 40 W DC (with U < 40 V DC)
SIL qualification	Optionally up to SIL2

## Materials

The wetted parts of the instrument are made of stainless steel 316L. The supplied process seal is made of Klingsil C-4400.

A complete overview of the available materials and seals can be found on our homepage.

## Housing versions

The housings are available in plastic, stainless steel or Aluminium.

They are available with protection ratings up to IP 67.

## Electronics versions

The instruments are available in different electronics versions. Apart from the versions with transistor output, contactless electronic switch and relay output, a two-wire version for connection to a controller and a NAMUR version are also available.

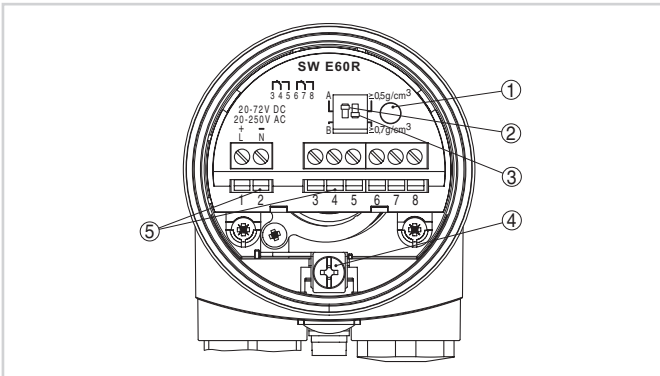
## Approvals

The instruments are suitable for use in hazardous areas and are approved, e.g. according to ATEX, FM, CSA and IEC. The instruments also have different ship approvals such as e.g. GL, LRS or ABS and are approved as overfill protection according to WHG.

You can find detailed information on the existing approvals with the appropriate product on our homepage.

### Adjustment

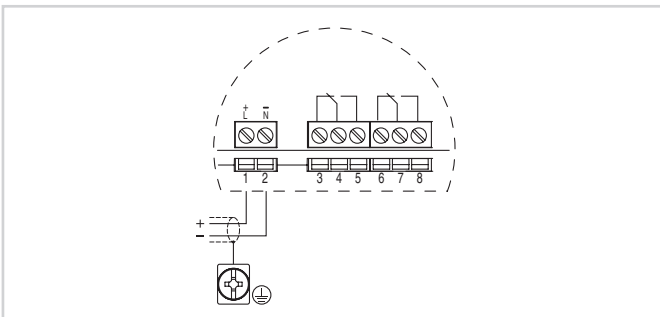
The mode and sensitivity of the level switch can be adjusted on the electronics module. A signal lamp shows the switching status of the instrument.



Electronics and connection compartment, single chamber housing

- 1 Control lamp
- 2 DIL switch for mode adjustment
- 3 DIL switch for switching point adaptation
- 4 Ground terminal
- 5 Connection terminals

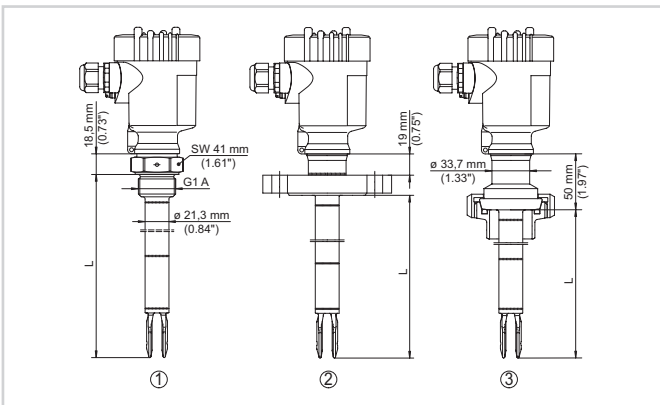
### Electrical connection



Wiring plan

You can find details on electrical connection in the instrument operating instructions on our homepage at [www.vega.com/downloads](http://www.vega.com/downloads).

### Dimensions



VEGASWING 63

- 1 Threaded version
- 2 Flange version
- 3 Slotted nut
- L Sensor length

### Information

You can find further information on the VEGA product line on our homepage.

In the download section on our homepage you'll find free operating instructions, product information, brochures, approval documents, instrument drawings and much, much more.

### Instrument selection

On our homepage under "*Products*" you can select the suitable measuring principle and instrument for your application.

You can find detailed information on the instrument versions at [www.vega.com](http://www.vega.com) and "*Products*".

### Contact

You can find your personal contact person at VEGA on our homepage [www.vega.com](http://www.vega.com) and "*Contact*".