



Direct-acting 2/2-way lifting armature valve

- Push-over solenoid system
- NC valves, certified in accordance with DIN EN ISO 23553-1
- Return valve for liquid fuels
- IP 65

Product variants described in the data sheet may differ from the product presentation and description.

Can be combined with

	Type 2518 Cable plug, form A according to DIN EN 175301-803	▶
	Type 6027 Direct-acting 2/2-way plunger valve	▶
	Type 5406 Piston valve 2/2-way servo-assisted	▶

Table of contents

1. General technical data	3
2. Circuit functions	3
3. Approvals and conformities	4
3.1. General notes	4
3.2. Conformity	4
3.3. Standards	4
3.4. Others	4
Safety shut-off valves	4
4. Materials	5
4.1. Bürkert resistApp	5
4.2. Material specifications	5
Standard version DN 20	5
5. Dimensions	6
5.1. Standard version DN 20	6
6. Ordering information	7
6.1. Bürkert eShop	7
6.2. Bürkert product filter	7
6.3. Bürkert Product Enquiry Form	7
6.4. Ordering chart	8
Flow valve/return valve combinations	8
6.5. Ordering chart accessories	8
Cable plug Type 2518, form A according to DIN EN 175301 - 803	8

1. General technical data

Product properties	
Dimensions	Further information can be found in chapter “5. Dimensions” on page 6.
Material	
Seal	Seat: PTFE Housing: FKM
Body	Stainless steel
Coil	Epoxy
Orifice	DN 20
Circuit function	A Further information can be found in chapter “2. Circuit functions” on page 3.
Thermal insulation class of solenoid coil	Epoxy coil class H
Performance data	
Duty cycle	100 % continuous operation
Electrical data	
Operating voltage	110 V/50 Hz, 230 V/50 Hz (further voltages on request)
Medium data	
Operating medium	Heating oil (EL, L, M, S) according to DIN 51603 part 1 - 6 Shipping fuels acc. to ISO 8217 Only with stainless steel body: Fatty acid methyl esters (FAME) according to DIN EN 14213 Rapeseed oil acc. to DIN V 51605
Medium temperature	0 °C...+ 160 °C
Viscosity	Max. 1.6...76 mm ² /s
Process/Port connection & communication	
Electrical connection	Plug contacts according to DIN EN 175 301 - 803 form A for cable plug Type 2518 ▶ Further information can be found in chapter “Cable plug Type 2518, form A according to DIN EN 175301 - 803” on page 8.
Port connection	G ¾
Approvals and conformities	
Degree of protection	IP65
DIN CERTCO registration (DN 20)	Reg. No.: 5S255
Others	Further information can be found in chapter “3.4. Others” on page 4.
Environment and installation	
Installation position	As required, preferably with actuator upright
Ambient temperature	- 15 °C...+ 60 °C

2. Circuit functions

Symbol	Description
	Circuit function A (CF A) 2/2-way solenoid valve Servo-controlled Normally closed

3. Approvals and conformities

3.1. General notes

- The approvals and conformities listed below must be stated when making enquiries. This is the only way to ensure that the product complies with all required specifications.
- Not all available versions can be supplied with the below mentioned approvals or conformities.

3.2. Conformity


In accordance with the Declaration of Conformity, the product is compliant with the EU Directives.

3.3. Standards

The applied standards which are used to demonstrate compliance with the EU Directives are listed in the EU-Type Examination Certificate and/or the EU Declaration of Conformity.

3.4. Others

Safety shut-off valves

Approval	Description
	Safety shut-off valves as a piece of equipment with safety function according to DIN EN ISO 23553-1 (valid for the variable code PF15) The automatic and semi-automatic valves are suitable for use with oil, according to the manufacturer's declaration.

4. Materials

4.1. Bürkert resistApp



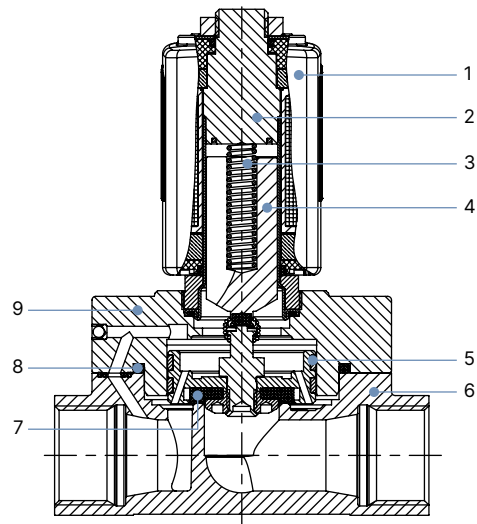
Bürkert resistApp – Chemical resistance chart

You want to ensure the reliability and durability of the materials in your individual application case? Verify your combination of media and materials on our website or in our resistApp.

[Start chemical resistance check](#)

4.2. Material specifications

Standard version DN 20



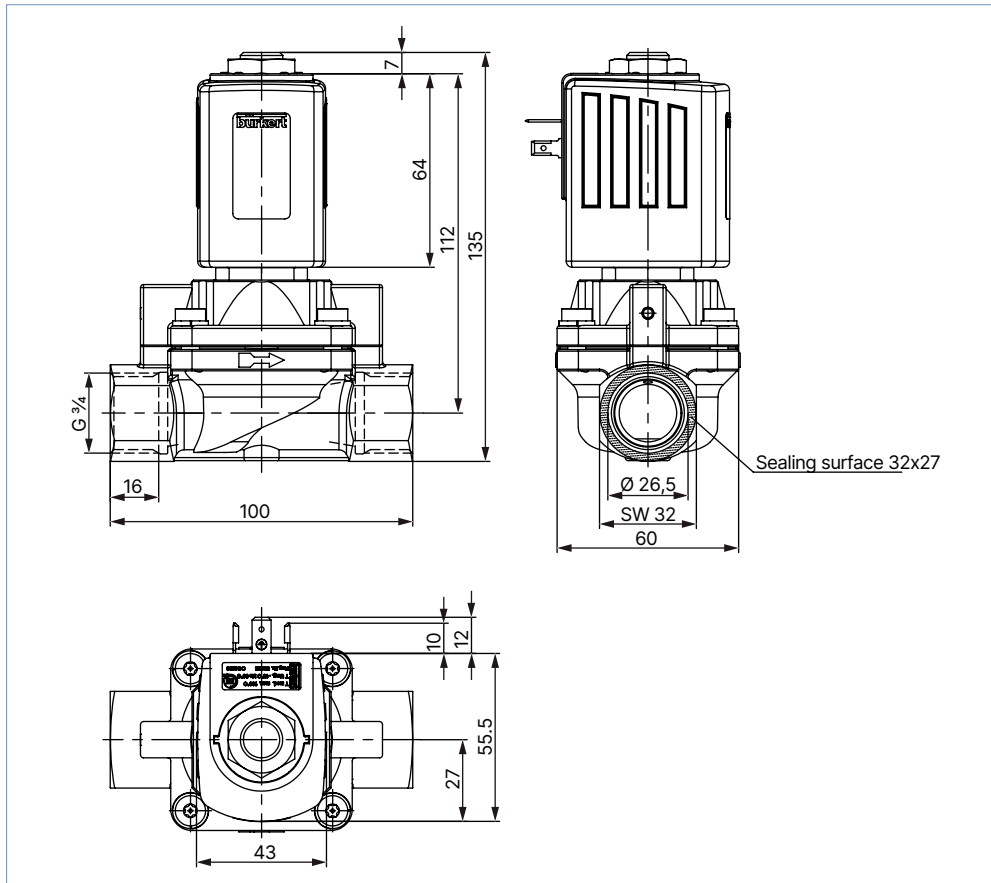
No.	Element	Material
1	Coil	Epoxy
2	Stopper	Stainless steel 1.4113
3	Spring	Stainless steel 1.4310
4	Core	Stainless steel 1.4113
5	Piston seal	PTFE/graphite
6	Valve body	Stainless steel 1.4581
7	Seal	PTFE
8	Seal ring	FKM
9	Cover	Stainless steel 1.4581

5. Dimensions

5.1. Standard version DN 20

Note:

Dimensions in mm



6. Ordering information

6.1. Bürkert eShop



Bürkert eShop – Easy ordering and quick delivery

You want to find your desired Bürkert product or spare part quickly and order directly? Our online shop is available for you 24/7. Sign up and enjoy all the benefits.

[Order online now](#)

6.2. Bürkert product filter




Bürkert product filter – Get quickly to the right product

You want to select products comfortably based on your technical requirements? Use the Bürkert product filter and find suitable articles for your application quickly and easily.

[Try out our product filter](#)

6.3. Bürkert Product Enquiry Form



Bürkert Product Enquiry Form – Your enquiry quickly and compactly

Would you like to make a specific product enquiry based on your technical requirements? Use our Product Enquiry Form for this purpose. There you will find all the relevant information for your Bürkert contact. This will enable us to provide you with the best possible advice.

[Fill out the form now](#)

6.4. Ordering chart

Flow valve/return valve combinations

If the oil burner is designed with a return nozzle and without a nozzle shut-off valve (see DIN EN 267), flow and return valves with safety shut-off function are required. The following combinations are possible:

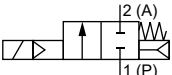


Feed line valve				Return line valve			
Type	Orifice [mm]	Housing material	K _v value water [m³/h]	Type	Orifice [mm]	Housing material	K _v value water [m³/h]
6027	3	Brass/stainless steel	0.22	6027	3	Brass/stainless steel	0.18
6027	3.5	Brass/stainless steel	0.38	6027	3.5	Brass/stainless steel	0.35
5406 ^{1.)}	13	Brass	3.5	6027	10	Brass	1.8
5406 ^{1.)}	20	Stainless steel	6.3	5407 ^{2.)}	20	Stainless steel	4.7

1.) See data sheet **Type 6027** ▶ solenoid valve safety shut off valve for oil burner

2.) See data sheet **Type 5406** ▶ solenoid valve safety shut off valve for oil burner

Note:

Further versions with alternative voltages and frequencies available on request.


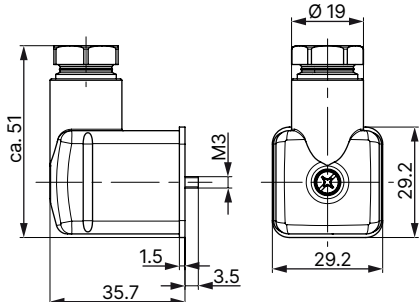
Circuit function	Port connection	Orifice	K _v value water	Appli-cations	Electrical power		Medium pressure max.	Body material	Article no.	
					Operation	Inrush	Oil		110...120/50	220...240/50
		[mm]	[m³/h]		[W]	[VA]	[bar]		[V/Hz]	[V/Hz]
G-inner thread, seal material PTFE/FKM										
DIN EN ISO 23553 - 1 Safety isolating equipment for liquid fuels PF15										
CF A 2/2-way solenoid valve Servo-controlled Normally closed 	G ¾	20.0	4.7	Return line	20	180	30	Stain-less steel	239737 	246108 

6.5. Ordering chart accessories

Cable plug Type 2518, form A according to DIN EN 175301 - 803

Note:

- Dimensions in mm
- For further versions see data sheet **Type 2518** ▶.

Cable plug	Dimensions	Version	Voltage	Article no.
		Without circuitry (AC/DC) with silicone seal for higher ambient temperature	0...250 V AC/DC	361687